



ROACH

flexible Conveyor



features:

- Handles on each leg.
- 5 inch axle centers standard.
- 5 inch casters standard.
- Steel Skate wheels with ball bearings.
- 18, 24 and 30 inch conveying surface.
- Heavy-duty 5/16 inch axles.
- One-piece constantly vertical all steel skate wheel and axle support.
- Built tough for back room applications
- Height adjustment: 28 1/2 - 41 1/2.
- Expansion Ratio: 3:1.
- Heavy-duty 7 gauge steel side links - extra long.
- Solid weld construction on all leg supports.
- Four point leg support connections.

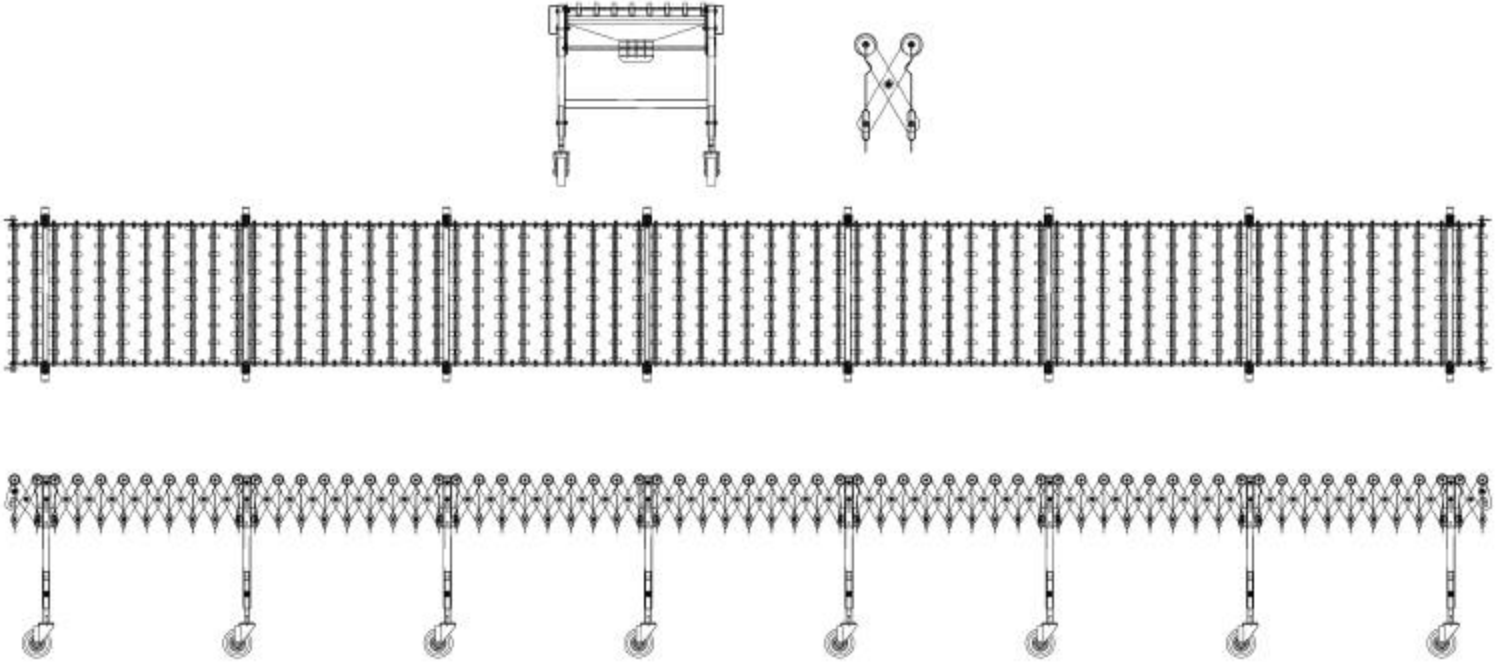


Options Available:

- 3 & 4 inch axle centers available with minor adjustments.
- Fixed and retractable end stops
- Impact load table.
- 6 x 2 casters.



ROACH flexible Conveyor



Roach flexible Conveyor
with optional Impact Load Table.



The **Roach flexible** conveyor was designed for those times when a fixed conveyor is not applicable. Engineered with the workplace in mind the **flexible** is built from quality components that can withstand the rigors of loading docks and back room areas while handling a wide variety of materials. Manufactured in the tradition of **Roach** excellence the **flexible** is one conveyor that will last for years to come.

808 HIGHWAY 463 N. • TRUMANN, ARKANSAS • 72472-1310
Tel 870-483-7631 • Fax 870-483-7049
roachconveyors.com